

HCRC Flyer

NOVEMBER 2025



AMA Charter #341

How To Read a Windsock (Wind Direction and Speed)



The wide end points into the wind; the narrow end shows where it's blowing.



© pilotinstitute



This picture was taken by a club member from a full scale aircraft

Thursday, October 6th, 2025 HCRC Business Meeting Notes



No Quorum Present – 11 Members including 3 Executive Members & 1 Guest were present: Mike Shaw, Gus Coelho and Pat Malone, Bill Jaciow, Dan Kapinos, Shawn Kelsey, Mark Wasielewski, , Dave Whiteley, Karl Hathaway, Bob Trombley and Dennis Walker, Andrew Day (Guest/New Member)

Reading of the minutes from the previous month was waived.

Club finances for the month of October was reported by the Treasurer and approved.

Old Business:

- Nominations of the Officers and Board of Director were opened. No new nominations were presented. All existing Officers agreed to continue for another year. One Director position expired for Mark Wasielewski and he agreed to continue for another 3-year term. Elections will be held at the December business meeting.
- No new monies were received for the previous month for the club fundraising efforts.
- A few ideas were suggested for STEM programs with possible grant money to offer.

New Business:

- Springfield Thunderbirds hockey team reached out to our club looking for volunteer(s) blimp pilots. They are planning to purchase a 12' blimp to fly around their arena during home game intermissions. More details are supposed to be forthcoming. They have 36 home games with two intermissions per game mostly on Friday & Saturday nights. Games mainly start at 6 or 7:00pm. Would be there a couple of hours per game. Season runs mid-October to mid-April. Might start this November. Can collaborate with other pilots and rotate a schedule. This is planned to be a volunteer position at this point but could probably negotiate food/drink, tickets for family members, etc. This news was enthusiastically received as several members showed interest. If you are interested to be put on the pilot list reach out to Mike Shaw at 413-330-1827.
- The Fall clean-up day was originally scheduled for Saturday 10/18 but was moved to 10/25. Several members came out to help. The pavilion canopy was taken down and stored in the shed. The structure was also moved along with the picnic tables to its new location between the two storage sheds to make room for the runway shift to the South in the spring. The charging station battery was removed and the street sign was taken down. Both were stored in the shed. The porta-potty was locked for the winter.
- A new member was voted in, Andy Day. He has previous flying experience and some equipment. He was voted in to the club unanimously. The club was offered rental land to fly off in Granby off 202. It looked promising initially, but club officers went to look at it and found that there were trees, a school with baseball field and some other area that was utilized by the school. The land is not large enough and has too much pedestrian traffic to be a good field for us.

All of the executives were nominated for re-election. Mark Wasielewski was nominated to retain his position on the board of directors.

We are working on fundraising to support the land purchase:


1. Go Fund Me – Now live! We ask everyone to alert their family and friends and ask them to donate! Mike sent out an email asking everyone to do this. Please feel free to copy and paste the email that he sent in your emails to your friends and family.
2. Selling Land Shares – We are now selling land shares. Please consider purchasing land shares to support this club initiative. Each share is a \$100 commitment and has a 5-year maturity period.

When the club savings and selling of the land across the street are accounted for, we are well over halfway to our goal. We are asking that everyone purchase a share each month to help fund the land purchase. Please either come to the meetings or mail in your contributions.

Flying News & Events

UPCOMING EVENTS

- **11/06** Business Meeting at the VFW in Florence, MA, 7pm
- **12/04** Business Meeting at the VFW in Florence, MA, 7pm
- **01/01** HCRC New Years Day Frozen Fingers Fly In at the club field (weather permitting)



ATTENTION ALL HCRC CLUB MEMBERS AND SUPPORTERS

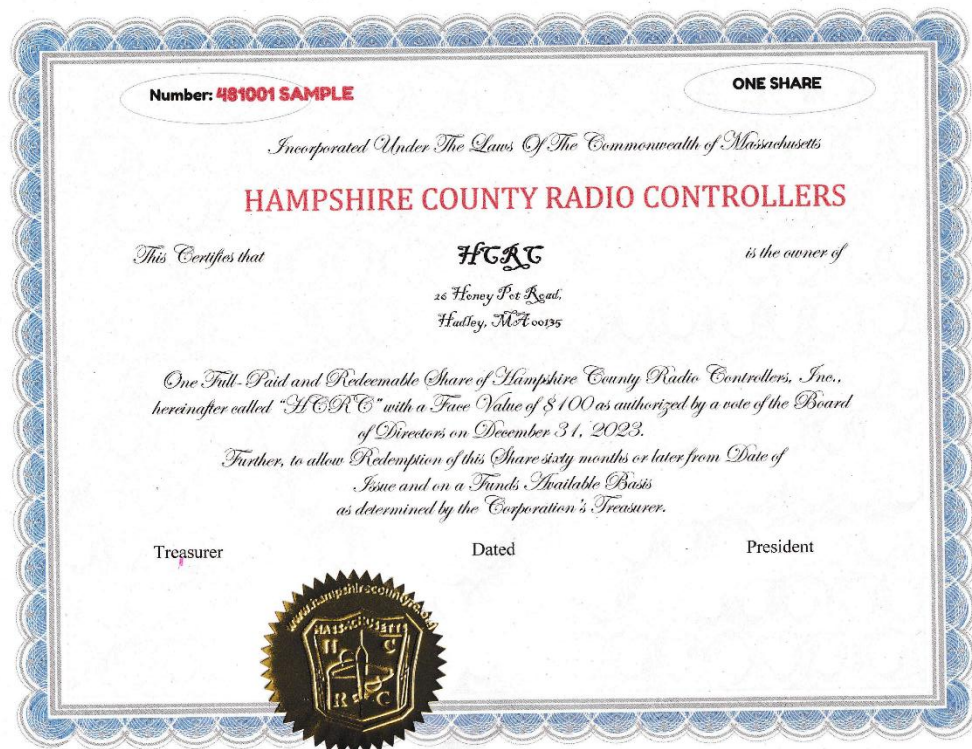
SHARES CERTIFICATE FUNDRAISER PROGRAM

Hello all,

Your club has now opened a shares certificate buying program to raise funds to purchase 5 acres of property next door to our old home on the opposite side of our 2.1 acre (70' strip) on Honey Pot Road. We only have two short years (01/01/2026) to raise the funds needed to purchase this property. These certificates are valued at \$100 per share. They will mature in 60 months to be able to be redeemed at face value on a funds available basis. Please purchase as many as you can reasonably afford. You can acquire these certificates one of two ways. Either bring cash or a check made out to HCRC to a business meeting and hand it to our Treasurer Gus Coelho or mail your check to Gus at 141 Holy Cross Circle, Ludlow, MA. 01056. Your certificate will be available by the next club business meeting or will be mailed out to you. All donations for the property purchase are being deposited into a dedicated bank account in the club's name and will be returned to the donor if the land purchase is unsuccessful. I thank you in advance for supporting this important funding program that will allow our club to continue well into the future.

Thank You,

Management



ATTENTION ALL HCRC CLUB MEMBERS AND SUPPORTERS

GOFUNDME FUNDRAISER PROGRAM

Hello all,

Your club has a secondary fundraising program in place for anyone that may wish to donate to our cause. It is through *GofundMe.com*. The link to our fundraiser page is below. This program is very important to supplement our in-house Shares Program.

SHARING: This GFM program will only be successful by sharing the link below with everyone you know and some that you don't.

Please email this link to any and all people in your phone contact list: friends, family, coworkers, everyone. These are *your* people and will be the ones most interested in helping you/us. You can also text it to anyone you don't have an email address for. Also, share this link with any business and organization. You may have to do this a few times over a period of time to get people/organizations that meant to donate but may have let it "slip through the cracks" the first time. Friends and/or family members may come up to you and hand you cash to donate on their behalf. You can transfer these funds into the fundraiser as an "anonymous" donator as well. Another easy way to share this link is on your personal social media page, if you have one. After you post it, leave yourself a reminder to re-share it to yourself every 2-4 weeks and it will go back to the top of your timeline for all your peeps to see.


Donations have already started to come in but this program will only be truly successful and meet our goal with all of our help to promote it. All donations for the property purchase are being deposited into a dedicated bank account in the club's name and will be returned to the donor if the land purchase is unsuccessful.

Thank You,
Management

<https://gofund.me/7b63150f>



Land Sale has been completed, above goal! We are past the halfway mark!



The picture above shows the proper method of securing the gate. The Hannigans are using this gate to access their property as well. They have the combination to let themselves in. Also, be aware that they drive to the north end of their property by passing right behind the far side of our runway. Be extra cautious when you're flying and this happens. Last one out lock up if they are not there.

Editor's note: Seems like wind is fast and flying impossible... or is it?

5 Tips for Windy Day Flying

Flying RC airplanes in windy conditions requires a blend of skill, technique, and adaptability. Here are our top 5 tips to help you navigate windy conditions with confidence.

Article By Jason Cole | Dec 18, 2023, 09:54 AM



Mastering Windy Conditions

Flying RC airplanes in windy conditions requires a blend of skill, technique, and adaptability. While gusty winds can pose a challenge, they also offer an opportunity to enhance your piloting abilities. Here are our top 5 tips to help you navigate windy conditions with confidence.

1. Takeoff Techniques:

Takeoff into the wind. It's ok if it doesn't line up perfectly down the runway. Some runways are large enough that you can take off across them or at an angle. It's important to make sure you have enough runway to get off the ground, but remember the higher the wind speed, the shorter the takeoff rollout will be.

2. In-Flight Maneuvering:

Keep your control inputs smooth and gradual to counteract turbulence. Be prepared for the plane to react strongly to sudden gusts. Be careful when turning downwind. As you bank the wings over, they can act as a sail and potentially push the wing over to inverted. Ground speeds will be slower into the wind and much faster going downwind so adjust your flight path and turns accordingly.

3. Landing Strategies:

Always land into the wind to enhance control and ensure a slower ground speed. Just like with taking off, you don't have to land right down the centerline of the runway. It's better to minimize any crosswinds, even if it means coming in on an angle. For most planes, you'll want to keep the power at a higher level than you would with no wind. Keep flying the plane, all the way to the ground and through the rollout. With enough wind, a plane may start rolling backward after the landing, so be prepared to apply throttle. It's best to avoid turning after the landing. The wind can get under the wings unless you are very confident with the ailerons and it can easily flip the plane.

4. Control Surface Adjustments:

If you are just learning or don't have a lot of practice using both ailerons and rudder together, experiment with aileron and rudder mixes to enhance stability. It can also be helpful to increase your exponential settings for a softer control response since control is increased with the wind.

5. Plane Set Up:

A plane with a nose-heavy center of gravity is more stable so consider a slightly forward (CG) to make it easier to handle the wind. You can add weights or coins to the nose or shift the battery forward if possible to move the CG slightly forward.

Remember, safety is paramount. If conditions become too challenging or unpredictable, consider postponing your flight until the weather is more favorable. With practice and these techniques, you'll become a master of the skies, even when the winds are blowing strong.

A few additional tips from comments on this original posting:

1. Don't leave your plane on any table unattended. Put it on the ground, in a sheltered area, or a vehicle if it fits.
2. Knowing your flying site for windy day flying. Flying at locations where the area around is quite flat and permits the wind to be quite smooth is a lot easier flying than in places with buildings or lots of taller trees directly upwind and fairly close. The turbulence off those upwind features can turn the air into a rolling mess that is way more challenging than the wind speed would indicate. For such sites I'm going with LDM's "Tip No. 1" and suggest just go home.

For sites with fairly clear upwind areas where the wind can smoothen and even out windy day flying can be a LOT of fun with any model.... as long as it can fly at least a little faster than the wind that is. I used to love flying an old slow flying biplane even on windy days. It was just barely fast enough and every little trip to downwind meant a LOOOONG upwind run. Landing approaches were started either right over the touchdown point or only slightly from downwind. Almost a vertical drop into the touch down point.

One thing though. Watch out for the wind speed shear close to the ground. On very windy days with large clear open areas the wind has a ground shear gradient. The wind within the last foot before touchdown is going much slower than the wind just 3 feet higher. So keep a little extra airspeed above the stall so as you drop through this shear zone you don't stall out and drop in for the last foot or so.

Officers

PRESIDENT

Mike Shaw
15 Overlea Drive
Springfield, MA 01119
(413) 330-1827

mshaw.spfld@gmail.com

VICE PRESIDENT

Pat Malone
117 Lake St.
Florence, MA 01062
(413) 270-0172

pmalone60@comcast.net

TREASURER

Gus Coelho
141 Holy Cross Circle
Ludlow, MA 01056
(413) 530-4311

gus68vette@aol.com

SECRETARY

Bill Ewers
20 Beacon Street
Florence, MA 01062
(413) 695-3503

billewers@hotmail.com

BOARD OF DIRECTORS:

Mike Booth (413) 454-7084
Dan Kapinos (413) 270-1106
Rick Rabe (978) 621-3583
Mark Wasielewski (978) 544-8771

mbooth1@netzero.net

danielk53164@gmail.com

richardarabe@gmail.com

mwazski@behindthetrees.com

Newsletter Editor

Webmaster

MISC:

Denise Sitler (413) 568-6595

wds1956a@gmail.com

Youth introduction Coordinator



RT 8 Adams, MA



www.rcmadness.com

101 North Street Enfield, CT 06082
860.741.6501

Please support your local Hobby Shops